

Ox Bodies Inc. Operation Instructions

OPERATION OF 2-WAY (BARN DOOR) TAILGATE




Figure 1. With tailgate and turnbuckle latched, insert the 1 3/16" pin in bottom with safety pin as illustrated.

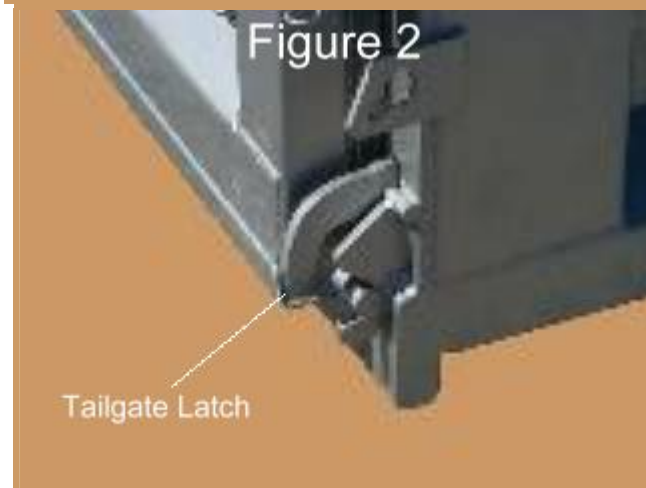


Figure 2. Unlatch tailgate.



Figure 3. Unlock top latch with handle as illustrated. **Note: Never unlock this mechanism without first inserting pin with safety pin as seen in figure 1.**




Figure 4. Unlock the turnbuckle.



Figure 5. Swing the tailgate open.





Figure 6. Pin tailgate to side of body with additional safety pin as illustrated.
Note: Never leave tailgate in this position while in transit.

OPERATION OF "HIGH LIFT" TAILGATE FOR ELLIPTICAL STYLE DUMP BODIES



1. Unlatch tailgate.



2. Operate air control labeled "HIGH LIFT" to raise the tailgate to it's fullest open position. Dump the load completely and clear the truck from the stockpile. Lower the tailgate first then lower the dump body. Latch tailgate closed.